	Service NOTIFICATION	
	Flight Design GmbH Sielminger Str. 65 D-70771 L.-Echterdingen Tel +49 (0)711 90287-0 Fax +49 (0)711 90287-99 E-Mail: info@flightdesign.com	SN-ASTM-CT__-05; SN-ASTM-CT2k-06 Revision 0

Service NOTIFICATION

Aileron Bracket

SN-ASTM-CT__-05;
SN-ASTM-CT2k-06

1 Planning Information

1.1 Affected Aircraft

Type: CT
 Model: CT, CT2k
 Serial Number: All serial numbers
 Applicable Countries: All Countries where ASTM standards are in effect

1.2 Concurrent Documents

None

1.3 Reason

Re- issue of existing document in order to implement it to the new Service document numbering system

1.4 Subject

All information see paragraph 3

1.5 Compliance

All information see paragraph 3

1.6 Personnel Qualifications

All information see paragraph 3

1.7 Approval


All information see paragraph 3

1.8 Weight and Center of Gravity

All information see paragraph 3

1.9 References

All information see paragraph 3

	Service NOTIFICATION	
	Flight Design GmbH Sielminger Str. 65 D-70771 L.-Echterdingen Tel +49 (0)711 90287-0 Fax +49 (0)711 90287-99 E-Mail: info@flightdesign.com	SN-ASTM-CT__-05; SN-ASTM-CT2k-06 Revision 0
		Date of Initial Publication: 15-Oct-2008 Publication Date of this Revision: 15-Oct-2008

1.10 Superseded Documents

Technical Advice No. 7

Safety Directive No. 7

1.11 Contact Details

For further information or to report any Safety of Flight or Service Difficulty issues contact your Distributor responsible for your country.

Specific contact in USA:

Flight Design USA

P.O. Box 325 South Woodstock, CT 06267

Tel: 860 963 7272 / Fax: 860 963 7152

Web: www.flightdesignUSA.com

E-Mail: airworthiness@flightdesignUSA.com

For all other countries and in cases where the local distributor is not known or available contact Flight Design GmbH directly.

2 Resources

2.1 Materials

All information see paragraph 3

2.2 Manpower


All information see paragraph 3

2.3 Cost

All information see paragraph 3

3 Instructions

The following is the 1:1 copy of the existing document following the old numbering system.

	Service NOTIFICATION	
	Flight Design GmbH Sielminger Str. 65 D-70771 L.-Echterdingen Tel +49 (0)711 90287-0 Fax +49 (0)711 90287-99 E-Mail: info@flightdesign.com	SN-ASTM-CT__-05; SN-ASTM-CT2k-06 Revision 0
	Date of Initial Publication: 15-Oct-2008 Publication Date of this Revision: 15-Oct-2008	

FLIGHT DESIGN USA SAFETY DIRECTIVE No.7

Aileron Bracket

Service Bulletin

Flight Design USA
 Woodstock Airport
 91 Route 169, P.O. Box 325
 South Woodstock, Ct. 06267
 Tel: 860-963-7272 Fax: 860-963-7152
fstar@rcn.com

- Pages: One (1)
- Original Issue
- Date Issued: October 10, 2006
- Scope: CT and CT2K up to serial No. 04-04-01

Discussion

A CT2K with more than 600 total time and three years of use as a trainer developed a crack at the outer hinge bracket that lead to a partial failure of the component.

No other aircraft have been reported to have this problem, however affected aircraft will be modified with the addition of new inspection holes.

CT2Ks from serial number 04-04-01 forward have hinges made from a thicker grade of stainless steel.


CTSW aircraft have a different design aileron hinge.

Corrective Action

All affected aircraft will be modified according to Technical Advise No.7 available from Flight design USA.

Reminder

Flight Design reminds the Owner/Operator of a Flight Design aircraft that compliance with all Safety Directives, Aircraft Operating Instructions, Maintenance Manuals as well as the reporting of any and all Safety of Flight or Service Difficulties by the Owner/Operator is *mandatory* for the operation of an S-LSA aircraft.

	Service NOTIFICATION	
	Flight Design GmbH Sielminger Str. 65 D-70771 L.-Echterdingen Tel +49 (0)711 90287-0 Fax +49 (0)711 90287-99 E-Mail: info@flightdesign.com	SN-ASTM-CT__-05; SN-ASTM-CT2k-06 Revision 0
	Date of Initial Publication: 15-Oct-2008 Publication Date of this Revision: 15-Oct-2008	

4 Appendix

4.1 Changes to Previous Revision

No content changes – re-issue of existing document to new numbering system

4.2 Feedback Template Flight Design

All information see paragraph 3