	SAFETY ALERT	
	Flight Design GmbH Sielminger Str. 65 D-70771 L.-Echterdingen Tel +49 (0)711 90287-0 Fax +49 (0)711 90287-99 E-Mail: info@flightdesign.com	SA-ASTM-CTSW-03 Revision 1
	Date of Initial Publication: 15-Oct-2008 Publication Date of this Revision: 15-Oct-2008	

SAFETY ALERT

Trim Tab Reinforcement

SA-ASTM-CTSW-03

1 Planning Information

1.1 Affected Aircraft

Type: CT
 Model: CTSW
 Serial Number: All serial numbers
 Applicable Countries: All Countries where ASTM standards are in effect

1.2 Concurrent Documents

None

1.3 Reason

Re- issue of existing document in order to implement it to the new Service document numbering system

1.4 Subject

All information see paragraph 3

1.5 Compliance

All information see paragraph 3

1.6 Personnel Qualifications

All information see paragraph 3

1.7 Approval


All information see paragraph 3

1.8 Weight and Center of Gravity

All information see paragraph 3

1.9 References

All information see paragraph 3

	SAFETY ALERT	
	Flight Design GmbH Sielminger Str. 65 D-70771 L.-Echterdingen Tel +49 (0)711 90287-0 Fax +49 (0)711 90287-99 E-Mail: info@flightdesign.com	SA-ASTM-CTSW-03 Revision 1
	Date of Initial Publication: 15-Oct-2008 Publication Date of this Revision: 15-Oct-2008	

1.10 Superseded Documents

Technical Advice No. 13

Safety Directive No. 15

1.11 Contact Details

For further information or to report any Safety of Flight or Service Difficulty issues contact your Distributor responsible for your country.

Specific contact in USA:

Flight Design USA

P.O. Box 325 South Woodstock, CT 06267

Tel: 860 963 7272 / Fax: 860 963 7152

Web: www.flightdesignUSA.com

E-Mail: airworthiness@flightdesignUSA.com

For all other countries and in cases where the local distributor is not known or available contact Flight Design GmbH directly.

2 Resources

2.1 Materials

All information see paragraph 3

2.2 Manpower


All information see paragraph 3

2.3 Cost

All information see paragraph 3

3 Instructions

The following is the 1:1 copy of the existing document following the old numbering system.

	SAFETY ALERT	
	Flight Design GmbH Sielminger Str. 65 D-70771 L.-Echterdingen Tel +49 (0)711 90287-0 Fax +49 (0)711 90287-99 E-Mail: info@flightdesign.com	SA-ASTM-CTSW-03 Revision 1
	Date of Initial Publication: 15-Oct-2008 Publication Date of this Revision: 15-Oct-2008	

FLIGHT DESIGN USA SAFETY DIRECTIVE No.15

Revision 1

Trim Tab Reinforcement

Safety Alert

Flight Design USA

Woodstock Airport
 91, Route 169, PO. Box 325
 South Woodstock, Ct. 06267
 Tel: 860 963 7272
 Fax: 860 963 7152

Airworthiness@flightdesignusa.com

- Pages: 3 (Three)
- Date Issue: June 29, 2007
- Scope: CTSW 2006-2007, serial No. 06-07-15 to serial No. 07-05-18

Changes

- Some of the wording has been changed for clarity.
- The statement that the speed limitation is applicable "until the mandated procedure has been completed" was inserted.

Discussion

Recently a CTSW 2007 exhibited significant stick vibration in pitch during high speed flight. The aircraft remained controllable, and, after slowing down, the vibration stopped. The investigation ruled out the balancing of the trim tab as these are mass balanced at the factory in accordance with detailed flutter and ground vibration tests and analysis. The investigation did determine that a pitch control vibration could result from the de-bonding in the area of the Trim Tab Bracket (Part No. KA 3011110) from the trim tab (anti-servo tab) as evidenced by a crack located at the attachment point. (Fig. A)


	SAFETY ALERT	
	Flight Design GmbH Sielminger Str. 65 D-70771 L.-Echterdingen Tel +49 (0)711 90287-0 Fax +49 (0)711 90287-99 E-Mail: info@flightdesign.com	SA-ASTM-CTSW-03 Revision 1
	Date of Initial Publication: 15-Oct-2008 Publication Date of this Revision: 15-Oct-2008	



Fig. A: Inspection area: Trim tab control horn attachment point
(Seen from underneath the stabilator)

Corrective Action

Flight Design is mandating an immediate inspection of the Trim Tab Bracket attachment area, with special consideration to the composite structure of the trim tab. The inspection will be performed before the next flight, and thereafter, prior to the first flight of the day. When inspecting the trim tab, the surface should be submitted to a gentle load by hand in order to expose any potential damage.


If cracks are found in the area of bonding (attach point) (Fig. A), the aircraft must not be flown until the mandated reinforcement procedure has been completed.

Regardless whether cracks are found, all aircraft listed in this Safety Directive are subject to the modification procedure within the next 25 flight hours, or at the next maintenance interval, whichever occurs first.

As an additional precaution, the maximum airspeed for the affected aircraft will be limited to V_H , 120 KIAS (maximum speed in level flight with maximum continuous power) in all regimes of flight including descending flight until the mandated procedure has been completed.

Procedure

The reinforcement procedure consists of reinforcing the point at which the control horn is bonded to the trim tab by the addition of specifically designed part manufactured by Flight Design (WA 3011011). The part is glued (bonded) to the control rod bracket and the lower trim tab surface with resin and delivers a secondary load path for the trim tab control forces.

	SAFETY ALERT	
	Flight Design GmbH Sielminger Str. 65 D-70771 L.-Echterdingen Tel +49 (0)711 90287-0 Fax +49 (0)711 90287-99 E-Mail: info@flightdesign.com	SA-ASTM-CTSW-03 Revision 1
	Date of Initial Publication: 15-Oct-2008 Publication Date of this Revision: 15-Oct-2008	

The modification can be done without removing the trim tab, and does not require painting. (Figs.B1 & B2)

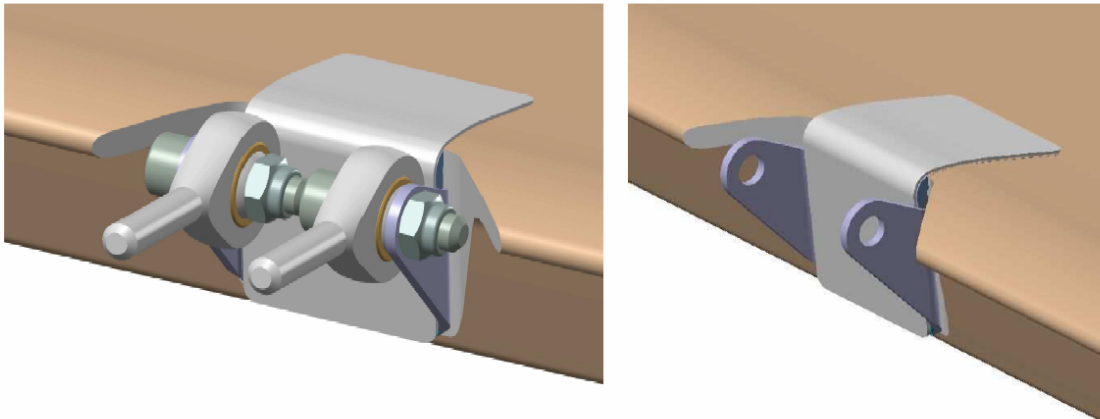


Fig B1 & B2: Reinforcement installed to the trim tab
(Tab shown bottom surface facing up)

The procedure shall be completed according to Flight Design document: 070625- Trim Tab Reinforcement Procedure that accompanies this Safety Directive, and supplemented by the Maintenance Manual.

The task specific training will consist of consulting with the nearest Distributor prior to performing the modification


Cost

The procedure will be performed for free at the nearest Flight Design dealership. Should an owner decide to have the work done locally, a credit of \$ 150.00 will be issued upon return of a written confirmation that the task has been performed according to the FD procedure. The task specific training will consist of consulting with the nearest Distributor prior to performing the modification.

The reinforcement part will be supplied at no cost by Flight Design and will be obtained by the owner at the dealership level.

Reminder

Flight Design reminds the Owners/Operators of Flight Design aircraft that compliance with all Safety Directives, Aircraft Operating Instructions, and Maintenance Manuals as well as the reporting of any and all Safety of Flight or Service Difficulties by the Owner/Operator is *mandatory* for the operation of an S-LSA aircraft.

	SAFETY ALERT	
	Flight Design GmbH Sielminger Str. 65 D-70771 L.-Echterdingen Tel +49 (0)711 90287-0 Fax +49 (0)711 90287-99 E-Mail: info@flightdesign.com	SA-ASTM-CTSW-03 Revision 1
	Date of Initial Publication: 15-Oct-2008 Publication Date of this Revision: 15-Oct-2008	

4 Appendix

4.1 Changes to Previous Revision

No content changes – re-issue of existing document to new numbering system

4.2 Feedback Template Flight Design

All information see paragraph 3